

Digital Marquee Series



Part # DM-0213-T



Part # DM-0113-T



Part # DM-0220-T



Part # DM-0420-T

Table 4—Input Connector Pinout

Pin Number	Description	Cable Color Code
1	Input #1 Binary Value 1	White
2	+24 Vdc (sensor Power Supply Output)	Brown
3	Input #3 Binary Value 4	Green
4	Input #2 Binary Value 2	Yellow
5	Input #4 Binary Value 8	Grey
6	Input #5 Binary Value 16	Pink
7	Common (24 Vdc GND)	Blue
8	Input #7 Binary Value 64	Red
9	Spare	Orange
10	Input #6 Binary Value 32	Tan

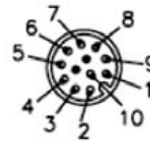


Table 1—Input Binary values

Input	Binary Value
1	1
2	2
3	4
4	8
5	16
6	32
7	64

PRODUCT DESCRIPTION

The Digital Marquee Series is a simple and easy way to display messages on a marquee sign. The user can program up to 128 canned messages into the marquee and use binary inputs to call up the selected message on the marquee. This binary input can come from any digital source such as plc outputs or thumbwheel switch. The Digital Marquee has a built in web server, eliminating the need to install software to program the marquee sign. Setup of the display is as simple as opening a web browser on your computer and entering the IP address of the marquee sign. The Digital Marquee allows the user to configure the messages, connect their binary source, and begin displaying messages based upon the binary value. With no software to install, canned messages, and digital inputs, the Digital Marquee Series is the simplest way to display messages on a marquee.

PRODUCT FEATURES

- **NO SOFTWARE TO INSTALL!** Web based setup
- 128 message storage capability in the marquee sign
- Digital inputs (binary) to select message
- Ethernet port for connection with PC
- Network configured over ethernet or IR programmer
- Time/Date settings and configuration over ethernet
- Backup and restore configuration of the marquee sign

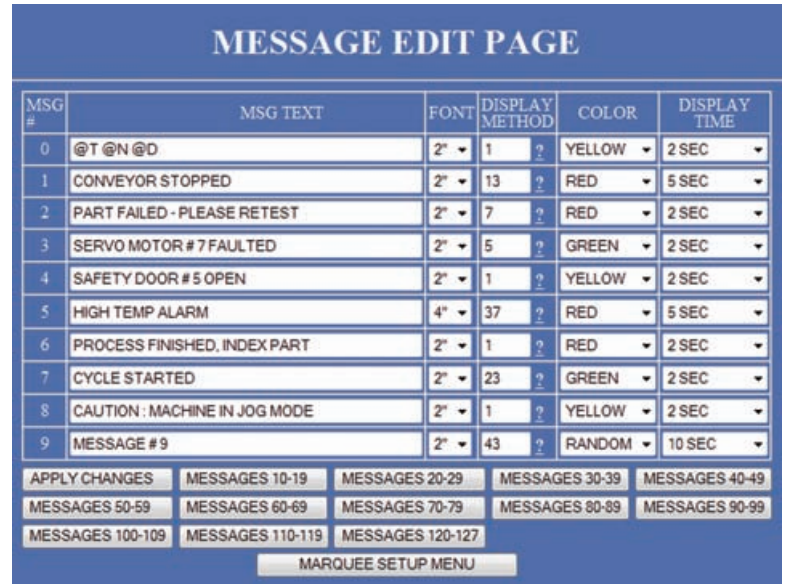
PRODUCT SPECIFICATIONS

- 1, 2 and 4 line alphanumeric display
- 13 and 20 tri-color LED character width
- Operating temperature 0-55 C
- 100,000 hour rated LED life
- Metal housing; NEMA 1
- Hand held IR programmer
- 120 VAC power; 24 VDC (1 line model)

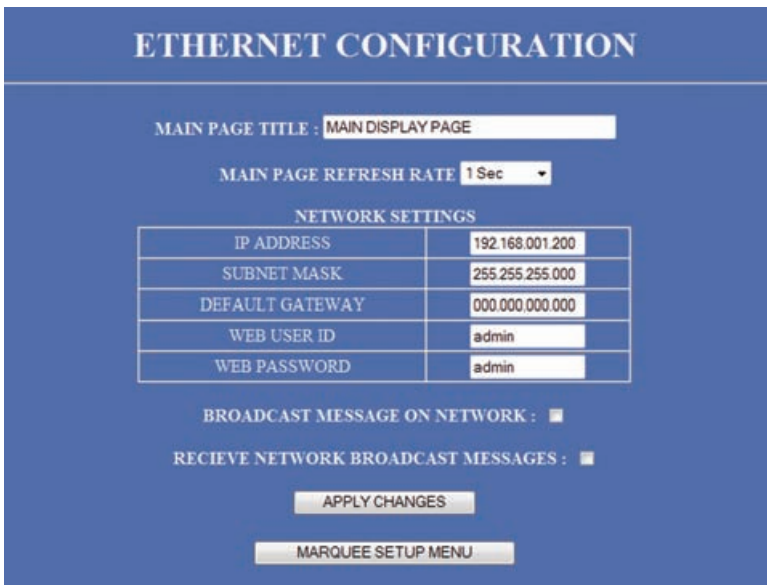
With proper authorization, the user can enter into the marquee sign setup menu. This web page is where the user has access to the marquee configuration pages used to set up the marquee sign.



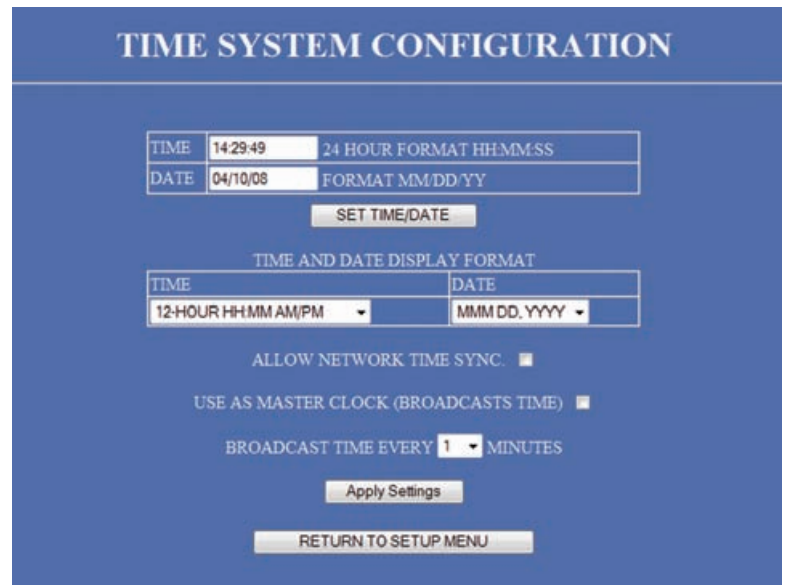
By selecting the “Edit Marquee Messages” button, the user can set up the message text, font size, color, and functionality of the message to be displayed on the marquee sign.



By selecting the “Configure Network” button, the user can set the IP address and network settings for the marquee sign. The user ID and Password can also be changed from this page.



By selecting the “Time/Date Setup” button, the user can set the time and date for the marquee sign. The format of the time and date and selecting network time synchronization are entered here.



PART NUMBER MODEL (*)	DIMENSIONS (W x H x D)	WEIGHT
DM-0113-T (1 line, 13 character, tricolor)	26.0" x 4.5" x 1.75"	2.8 LBS.
DM-0213-T (2 line, 13 character, tricolor)	25.5" x 6.25" x 3.75"	10.8 LBS.
DM-0220-T (2 line, 20 character, tricolor)	39.75" x 6.25" x 3.75"	17.9 LBS.
DM-0420-T (4 line, 20 character, tricolor)	39.75" x 11.0" x 3.75"	26.2 LBS.

(*) Double sided models available